
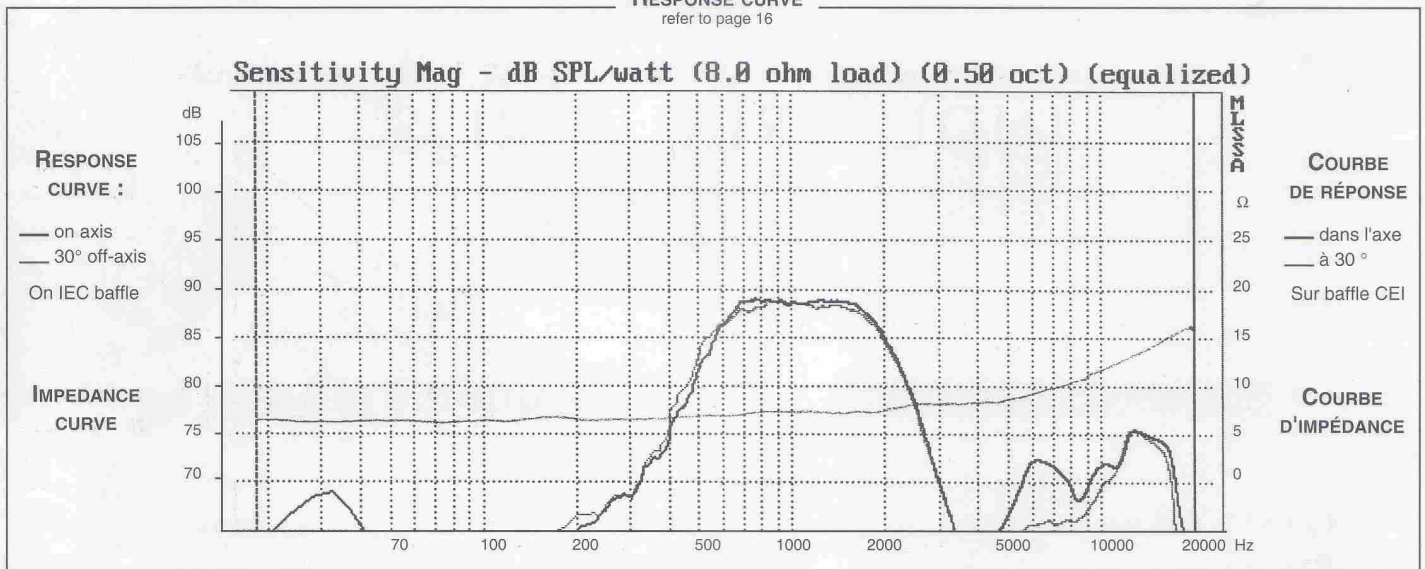


Encapsulated chassis and magnet system  
Paper cone  
Ferrofluid cooled voice coil

Châssis et système magnétique surmoulés  
Cône papier  
Bobine refroidie par ferrofluide



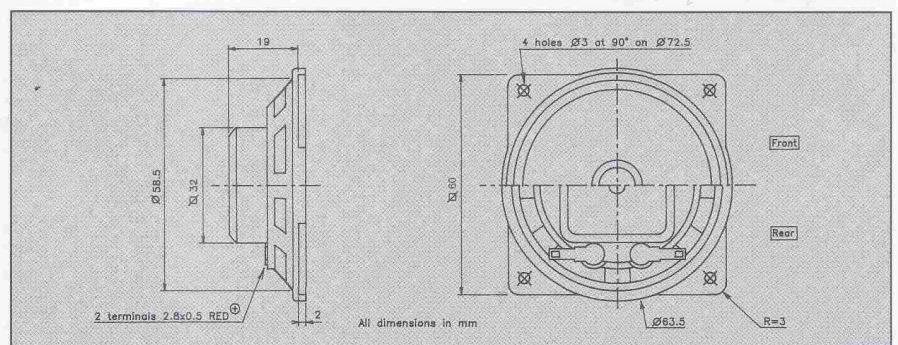
**RESPONSE CURVE**  
refer to page 16



SPECIFICATIONS			
Technical Characteristics	Symbol	Value	Units
<b>PRIMARY APPLICATIONS</b>			
Nominal Impedance	Z	8	Ω
Resonance Frequency	Fs	500	Hz
Nominal Power Handling	P	1	W
Sensitivity	E	86	dB
<b>VOICE COIL</b>			
Voice coil diameter	∅	10	mm
Voice coil length	h	2,8	mm
DC Resistance	Re	6,8	Ω
Former	-	-	-
<b>MAGNET</b>			
Magnet dimensions	∅ x h	29 x 5	mm
Magnet weight	m	17.10 <sup>-3</sup>	kg
Force factor	BL	-	NA <sup>-1</sup>
Linear excursion	Xmax	-	mm
<b>PARAMETERS</b>			
Total Q Factor	Qts	-	-
Moving Mass	Mms	-	kg
Volume Eq. of Air at Cas	Vas	-	m <sup>3</sup>
Mass of speaker	M	50.10 <sup>-3</sup>	kg

A compact 2 1/2" shallow driver with plastic frame, encapsulated magnet and ferrofluid cooled voice coil for good thermal power handling tailored frequency response for telecommunication applications.

Ce haut-parleur médium de 64 mm, ultra plat, dispose d'un saladier plastique moulé incorporant le système magnétique. Sa bobine est refroidie par ferrofluide pour une bonne dissipation thermique. Sa courbe de réponse a été adaptée à un usage de type télécommunications.



HC064A1 F08PPD1011

Please refer to method of measurement and measurement conditions page 15 to 19.  
Audax may, without prior notification modify the specifications on its products further to research and development requirements.

100956B